


WHALE CHAIN CUTTER

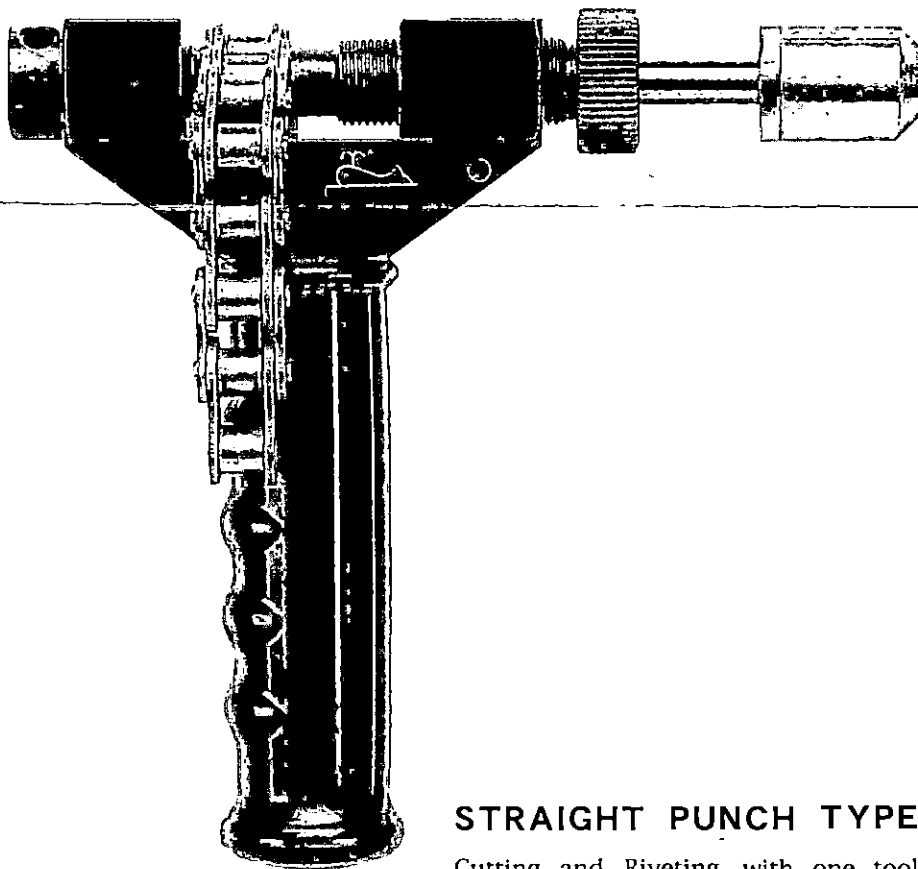
THE MOST IDEAL TOOL ROLLER CHAIN FOR CUTTING

(P.A)



WHALE

CHAIN SIZE	NET WEIGHT
No.35/40	0.85kg
No.50	1.15kg
No.60	1.15kg



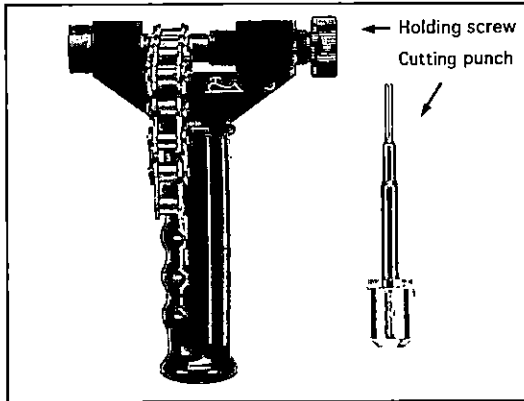
STRAIGHT PUNCH TYPE

Cutting and Riveting with one tool by optional Riveting Punch.

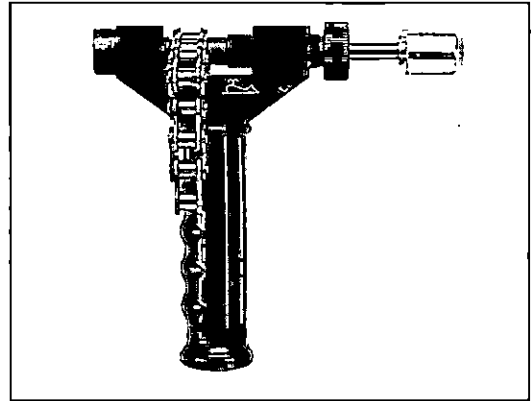
Surpasses all previous systems with simple screw and punch action.

It is the only model of chain cutter and riveter which is simple to use and is very robust and long lasting.

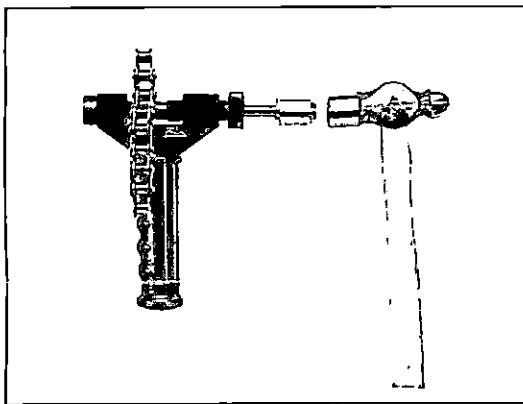
(I) CUTTING



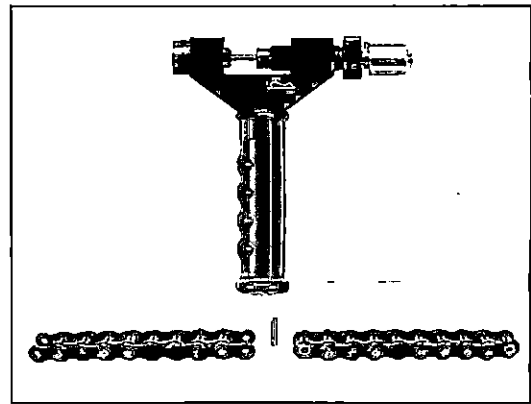
① Insert the chain on the chain cutter and tighten the holding screw.



② Insert the cutting punch.

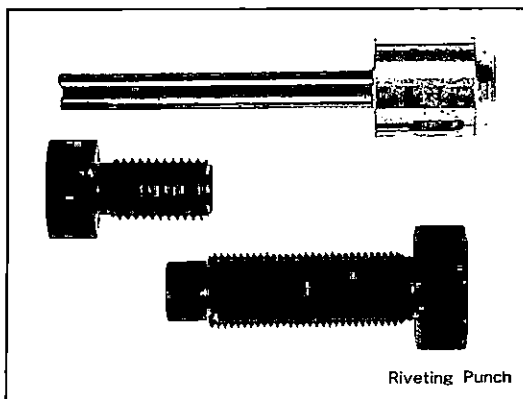


③ Hammer cutting punch several times, then be sure to tighten the holding screw again. Then hammer repeatedly as photo till the pin pops out.



④ After the pin pops out, release screw and remove the chain.

(II) RIVETING



For Riveting, change chain cutter for Rivet punch and reverse sequence for cutting.

HAMMER SIZE :

No. 35 / 40 1. $\frac{1}{2}$ lbs Hammer

No. 50UP 2 lbs Hammer

NO WARRANTY FOR PROPER RIVETING
AND
NO INDEMNITY FOR ANY LOSS OR
DAMAGE, DIRECT OR INDIRECT,
BY IMPROPER RIVETING.